




TEC-9 Assembly



Putting the firing pin, and striker into the bolt.
Note the extra spring I used to increase tension on
the striker.



Insert the bolt into the upper receiver and lock it in by inserting the charging handle. After that simply screw on the end cap





Get the upper, lower, and parts kit ready. the Glock Mag Catch and Spring can be installed at any point.



Insert the Trigger Axis pin, and slide on the Sear Retainer, and the Trigger Spring.



Drop in the trigger, and push the axes pin the rest of the way through. Make sure the disconnecter Spring is under the pin. Then use a screwdriver to get the trigger Spring around the disconnecter Axis pin.



Slide the sear under the sear retainer.




Hook the sear spring under the sear, then begin to push the sear axis pin through.



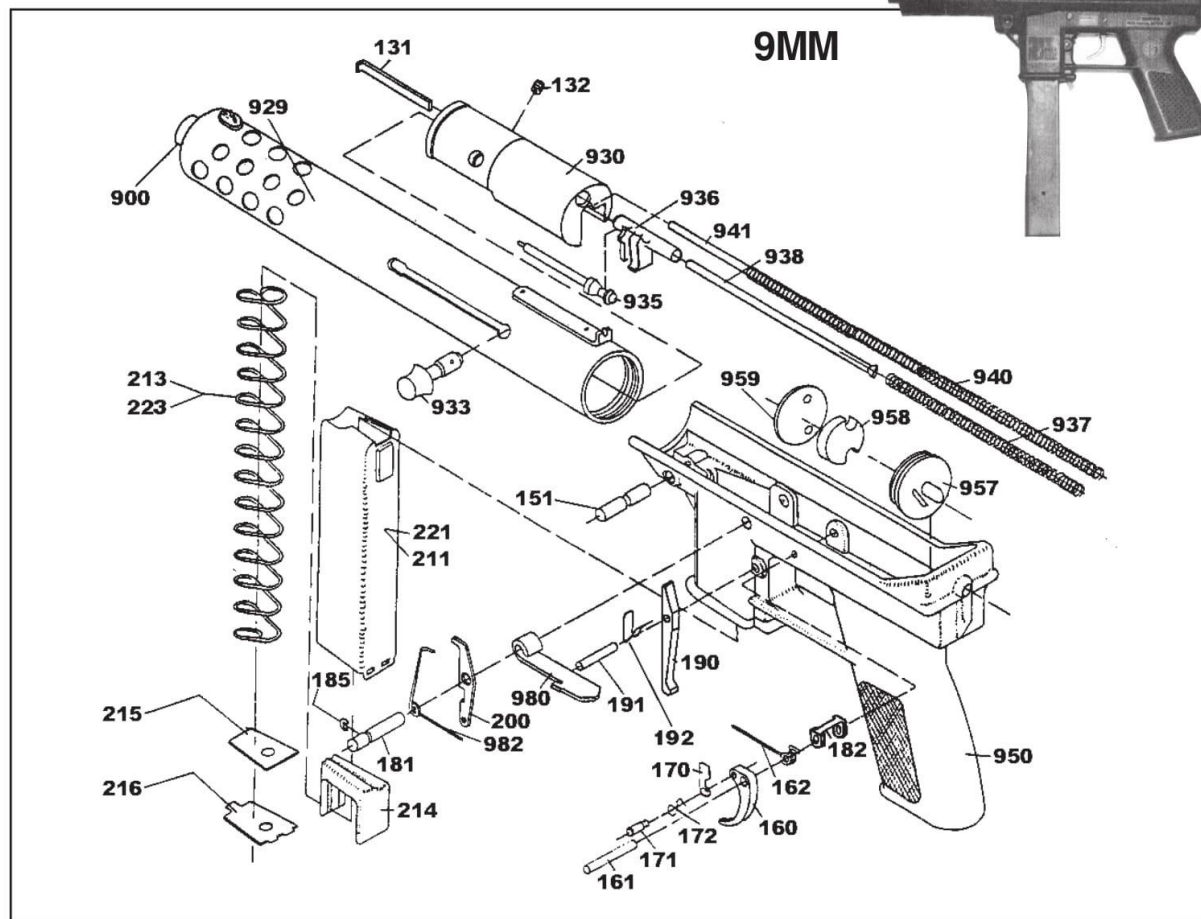
Put the pin through the lower hole that was drilled into the ejector before continuing to push the sear axis pin into the ejector.

Line up the sear and finish pushing the sear axis pin through.



Line up the upper receiver and push the assembly pin through the lower and upper to secure them together. Applying oil to all pins before assembly will make less force required for tapping pins in.





KEY #	DESCRIPTION	KEY #	DESCRIPTION	KEY #	DESCRIPTION	KEY #	DESCRIPTION
131	Extractor	190	Magazine Catch	929	Receiver, Upper	957	Disk Cap, Rear
132	Extractor Screw	191	Magazine Catch Axis	930	Bolt	958	Buffer
151	Assembly Pin	192	Magazine Catch Spring	933	Operating Handle Assembly	959	Buffer Plate
160	Trigger	200	Ejector	-	Operating Handle Spring, NI	980	Sear
161	Trigger Axis	211	Magazine Body	935	Firing Pin	982	Sear Spring
162	Trigger Spring	213	Magazine Spring	936	Striker	-	Assembly Catch, NI
170	Disconnecter	214	Follower	937	Striker Spring	-	Barrel Adaptor, NI
171	Disconnecter Axis	215	Magazine Lock Plate	938	Striker Guide	-	Grip Screw, Nut & Lock Washer, Front, NI
172	Disconnecter Spring	216	Magazine Bottom Plate	940	Recoil Spring	-	Sling Catch, NI
181	Sear Axis	221	Magazine	941	Recoil Spring Guide	-	Snap Ball, NI
182	Sear Retainer	223	Magazine Spring	950	Lower Receiver (a/k/a Grip Frame)	-	Snap Spring, NI
185	E-Ring	900	Barrel				